



HTC Twister™ Handbook





Clean with Twister™

The eco way to a perfect result

Content

1. What is Twister™	4
2. How does Twister™ work	5
3. Same routines - better result	6
4. One pad for all types of floors	7
5. Twister™ and the result	8
5.1 Cleanliness	8
5.2 Gloss	9
5.3 Friction	9
6. Deep cleaning/upgrading with Twister™	10
6.1 Introduction	10
6.2 Standard method for deep cleaning and upgrading	12
6.3 Intensive method for deep cleaning and upgrading	13
7. Industrial cleaning with Twister™	14
8. High speed polishing with Twister™	15
9. Twister™ pad selection guide	16
9.1 Daily cleaning	16
9.2 Deep cleaning/upgrading	17
9.3 High speed polishing	17

1. What is Twister™

Twister™ is a new method for daily floor maintenance that not only cleans the floor but also polishes the surface using traditional floor pads prepared with billions of microscopic diamonds. Instead of chemical cleaning, Twister™ is a mechanical cleaning method that only requires water in daily cleaning. The diamond impregnated side of the pad is coloured and works as a wear indicator – when the colour is gone the diamonds are finished.

Twister™ eliminates the need for cleaning chemicals and heavily reduces the need for periodic floor maintenance. This means a lower total cost for floor maintenance.

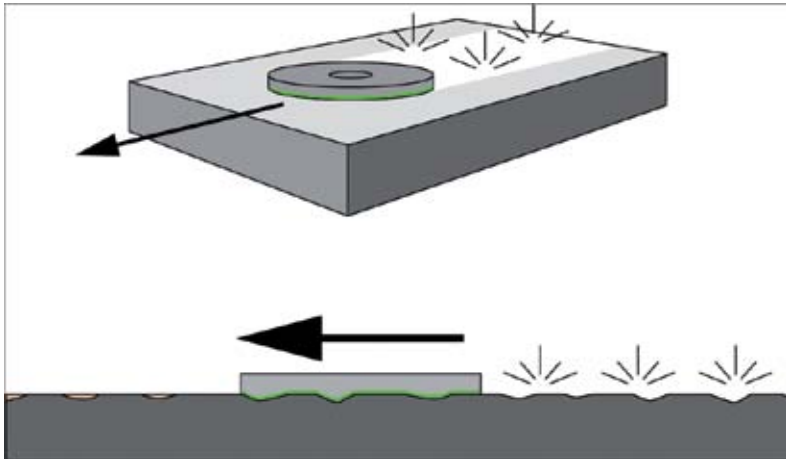
Twister™ transforms the surface of a dull and worn floor to a clean, shiny and polished surface without the need for chemicals. Twister™ can be used on the most common floors such as VCT, Marble, Terrazzo, Concrete and Epoxy.

For a complete overview of the different floors suitable for Twister™, please refer to page 16.



2. How does Twister™ work

The combination of a soft floor maintenance pad and the hardness and sharpness of a diamond creates a unique product that follows the structure of the floor surface and effectively removes dirt at the same time as it polishes the surface. This creates the possibility of chemical free daily cleaning with high gloss every day.



3. Same routines - better result

With Twister™, the same cleaning routines and machinery as before is used. Just change the traditional pads and chemicals to a Twister™ pad and water.

An easy rule of thumb is that wherever a red pad and cleaning chemicals are used it can be replaced by a green Twister™ pad and just water.

- ✓ No investments in new cleaning machines are necessary
- ✓ The result speaks for it self!
- ✓ Twister pads are available in sizes from 10 cm - 71 cm (4" to 28")



4. One pad for all types of floors

There are numerous types of floor maintenance pads on the market which can be used together with many different types of floor cleaning chemicals. The choice of pad and chemical depends on the type of floor and the purpose of use (cleaning or polishing).

With Twister™, these often complicated choices are history.

The green Twister™ pad works effectively in daily cleaning on every common floor such as VCT, Marble, Terrazzo, Vinyl etc without chemicals. The only thing used together with the green Twister™ pad is water to bind and transport the dirt from the floor to the suction system. An easy rule of thumb is that wherever a red pad and cleaning chemicals is used it can be replaced by a green Twister™ pad and water. The green Twister™ pad is also ideal for dry high speed polishing of the floors and can be used up to 3500 rpm (UHS).



5. Twister™ and the result


Independent tests regarding the result of Twisters™ ability to clean and polish show that the floor not only gets shiny, but also becomes cleaner than before. Old and dull floors become clean and shiny and a “feeling of new” appears. Continuous daily use of the green Twister™ pad secures this result over time.

5.1 Cleanliness

A test performed by the Swedish company Tekomo AB, where the dust cover value before and after cleaning was measured, shows that the green Twister™ pad in combination with only water has a better ability to clean than a traditional red pad and a neutral detergent .

The method used is DM Dustbuster.

Dust Reduction Value (%)



5.2 Gloss

Because the diamonds in a Twister™ pad not only effectively clean a floor but at the same time polishes the floor surface in daily cleaning, the gloss is kept and gradually increased by daily or regular use of Twister™ as a cleaning method.

5.3 Friction

Several independent tests show that cleaning with Twister™ has a positive effect regarding friction of the floor. This goes for natural stone floors as well as for plastic floors such as VCT and Vinyl.



6. Deep cleaning /upgrading with Twister™

6.1 Introduction

Most floors in public environments are continuously exposed to heavy traffic. This results in wear that makes the floors natural gloss, lustre and finish disappear.

Traditionally a covering of polish or wax has been applied to the floor to prevent this wear and create the ability to strip and re-seal the floor to bring the gloss up once it is gone. As the polish has to be replaced, this takes time and effort and is often combined with a high cost and has also a negative impact on the environment. With Twister™ the need for periodic floor maintenance such as applying polish or wax is eliminated.

Hard floor surfaces such as natural stone or concrete that have been cleaned with aggressive and sometimes overdosed chemicals in deep clean purpose most often loses its shine and lustre. This, in combination with scratches from wear, results in a floor that is hard to clean and keep clean.



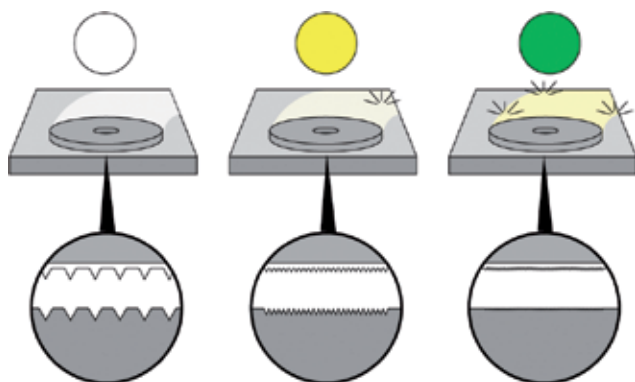
As well as the green Twister™ pad there is also a white and yellow. Twister™ white and Twister™ yellow pads are a deep cleaning process that effectively removes smaller scratches and upgrades the floor surface from dull and dirty to clean and shiny.

This makes it possible to upgrade and deep clean a floor with no use of chemicals.

When deep cleaning or upgrading a natural stone floor or a Terrazzo floor, it is recommended that a mild stone soap such as the Twister™ Floor Conditioner is used to moisten the stone to prevent it from drying out. On all other floors water is enough even in the deep cleaning or upgrading phase.

Deep cleaning and upgrading is an initial treatment that most often does not need to be redone if the floor is cleaned daily with the green Twister™ pad.

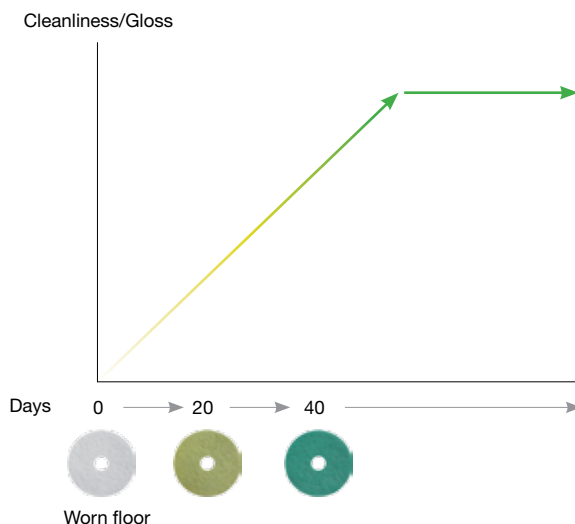
The deep cleaning and upgrading methods described in paragraph 6.2 and 6.3 (standard- and intensive methods) can be applied to most types of floor. See paragraph 9.2 on page 16 for further information



6.2 Standard method for deep cleaning and upgrading

The standard method for deep cleaning and upgrading means that the same cleaning routines and time spent is the same for the deep cleaning and upgrading phase. This means no additional cost by way of extra hours and effort. Just change Twister™ pads and continue as before. However, as the standard method is performed using the same routines as for daily cleaning, the floor will be walked on between the deep clean and upgrading phases and this will affect the length of time taken to complete the phases.

- ✓ First the floor is deep cleaned using the white Twister™ pad for 20 days using ordinary cleaning routines (most often one pass over the floor per day).
- ✓ After 20 days the white Twister™ pad is replaced by a yellow Twister™ pad and the same process is applied.
- ✓ Finally the yellow Twister™ pad is replaced by a green Twister™ pad for continuous use and a final high quality, shiny and clean floor appears. This quality is then preserved by regular/daily use of green Twister™ pads.

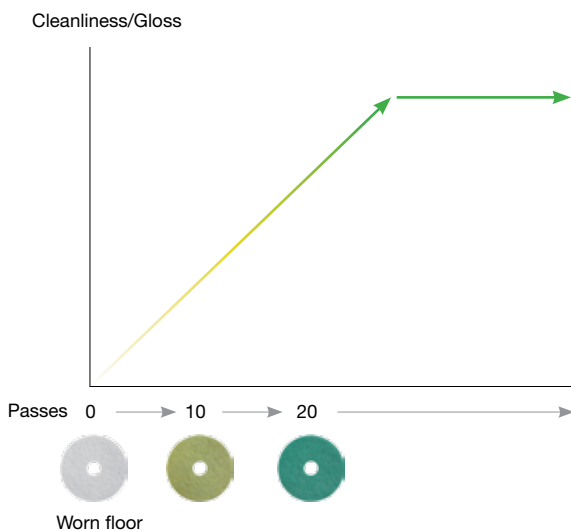


6.3 Intensive method for deep cleaning and upgrading

The intensive method for deep cleaning and upgrading means that the process is being performed in one sequence without the floor being walked on, for example during one night.

- ☑ First the floor is deep cleaned using the white Twister™ pad. 10 passes over the floor surface is recommended for optimal result.
- ☑ After 10 passes the white Twister™ pad is replaced by a yellow Twister™ pad and the same process is applied.
- ☑ Finally the yellow Twister™ pad is replaced by a green Twister™ pad and the process with 10 passes is applied.

Now the floor is both deep cleaned and upgraded to a nice shiny surface with a lot of lustre. This surface is preserved by regular/daily use of the green Twister™ pad.



7. Industrial cleaning with Twister™

Industrial sites have big problems when it comes to efficient floor maintenance. This is mainly because of heavy traffic from forklifts in combination with a high amount of dirt and grease, especially within the production industry.

As well as the Twister™ pads already described there are two more Twister™ pads specially developed for heavy duty industrial cleaning - Twister™ red and Twister™ black.

The main difference to the other Twister™ pads is the size of the diamonds in these pads. Twister™ black contains the biggest diamonds and Twister™ red the second biggest, which make these pads more aggressive with higher efficiency when it comes to removing tyre marks, oil and soot.

Just like the other Twister™ pads, the black and red perform well just by adding water in daily cleaning as it is the diamonds that perform the actual cleaning of the floor.

For more information regarding the use of black and red Twister™ pads, please see the pad selection guide on page 16.



8. High Speed Polishing with Twister™

If extra high gloss is wanted then the green Twister™ pad can be used for dry high speed polishing of the floor. This process can be performed on every kind of floor without the use of chemicals.




The Twister™ pads are valid for up to 3500 rpm.

When performing high speed polishing on soft floors such as vinyl it is recommended to follow the floor manufacturer's recommendation for the highest rpm.





9. Twister™ pad selection guide

9.1 Daily cleaning (wet)

Type of floor	Twister™
Terrazzo Marble Limestone Granite Ceramic Tiles Wooden floor Vinyl VCT Linoleum Rubber floor HTC Superfloor (polished concrete) Epoxy Power trowelled concrete	 <i>Twister™ green</i>
Industrial Epoxy Industrial trowelled concrete	 <i>Twister™ red</i>
Raw, untreated concrete	 <i>Twister™ black</i>


9.2 Deep cleaning/upgrading (wet)

Type of floor	Twister™ step 1	Twister™ step 2
Terrazzo Marble Limestone Vinyl VCT Linoleum Rubber floor Unglazed ceramic tiles Epoxy	 <i>Twister™ white</i>	 <i>Twister™ yellow</i>

Always use Twister™ green after deep cleaning/upgrading for optimal result.

For extreme deep cleaning, Twister™ red can be used as the initial step.

9.3 High Speed Polishing (dry)

Type of floor	Twister™
Terrazzo Marble Limestone Granite Ceramic tiles Vinyl VCT Linoleum Rubber floor HTC Superfloor (polerad betong) Epoxy Power trowelled concrete	 <i>Twister™ green</i>

9. Twister™ - How to use



DRY MOPPING
TROCKEN WISCHEN
BALAYAGE À SEC
LIMPIEZA EN SECO
ダストコントロール
LIMPEZA EN SECO



COLORLED WEAR INDICATOR
ANZEIGE FÜR ABNUTZUNGSGRAD
INDICATEUR DE DURÉE DE VIE
INDICATOR DE DESGASTE POR COLOR
色による磨耗表示
INDICATOR DE DESGASTE POR COR



VELCRO HOLDER/MOUNTING
PADTRÄGER/HALTER
SUPPORT VELCRO
SOPORTE PARA VELCRO
ベルクロホルダー/バット台に装着
SOPORTE PARA VELCRO



ONLY WATER *
NUR WASSER
EAU UNIQUEMENT
SÓLO AGUA
清水のみを使用
SÓ AGUA



CLEAN
REINIGEN
NETTOYAGE
LIMPIAR
きれいにメインテナンス
LIMPAR



WASH AFTER USE
NACH BENUTZUNG ABWASCHEN
LAVER APRÈS UTILISATION
LAVAR DESPUÉS DE SU UTILIZACIÓN
使用後のパッド洗浄
LAVAR DEPOIS O USO

*** STONE FLOORS**
STEINBÖDEN
SOLS EN PIERRE NATURELLE
SUELOS DE PIEDRA
石材フロアー
PAVIMENTOS DE PIEDRA



A silver watering can is shown from a low angle, pouring a stream of water onto a patch of green grass. The background is a clear, bright blue sky. The text is overlaid on the right side of the image.

Clean floors.
Clean environment.
Just add water!



Head office

HTC Sweden AB

Box 69
614 22 Söderköping
Sweden

Street (delivery) address:

Klevvägen 7
614 92 Söderköping
Sweden

Phone: +46 (0)121-29400

Fax: +46 (0)121-15212

E-mail: info@htc-sweden.com

www.htc-floorsystems.com

HTC Floor Systems GmbH

Im Petersfeld 7
65624 Altendiez
Germany

Phone: +49 (0) 6432 / 64558 - 0

Fax: +49 (0) 6432 / 64558 - 22

E-mail: info@htc-europe.de

www.htc-floorsystems.com

HTC Inc.

PO Box 5077
Knoxville, TN 37928
USA

Phone: +1 865 689 2311

Fax: +1 865 689 3991

E-mail: info@htc-america.com

www.htc-floorsystems.com

HTC Floor systems Ltd.

Unit 4 Kingston Business Park
Dunfermline Court
Maidstone Road
Kingston
Milton Keynes
MK10 0BY
United Kingdom

Phone: +44 (0)845 4602500

Fax: +44 (0) 845 460 1500

E-mail: info@htc-europe.co.uk

www.htc-floorsystems.com

HTC France S.A.S.

ZI Mondeville Sud
Rue Nicéphore Niepce
14120 Mondeville
France

Phone: +33 (0)2 31 34 27 00

Fax: +33 (0)2 31 34 09 29

E-mail: info@htc-europe.fr

www.htc-floorsystems.com

*Diamonds
-it's brilliant*